

# DATA SHEET

## **Tubes** EMI-suppression products

Supersedes data of February 2002

2004 Sep 01

## EMI-suppression products

## Tubes

## TUBES

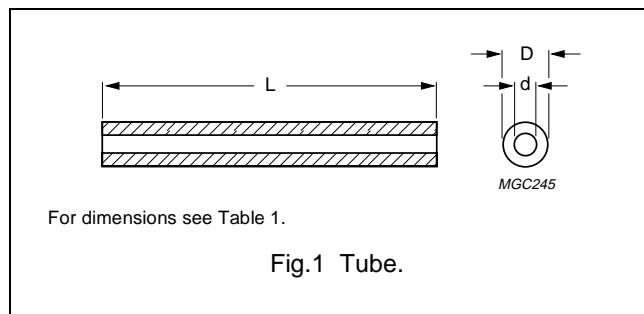


Table 1 Grades, parameters and type numbers; see Fig.1

DIMENSIONS (mm)			TYPE NUMBER		
D	d	L	4B1	3B1	3C90
3.1 – 0.02	1.3 + 0.2	18.8 – 0.5	–	TUB3.1/1.3/19-3B1-DL	–
3.5 – 0.25	1.2 + 0.15	5 – 0.3	TUB3.5/1.2/5-4B1	TUB3.5/1.2/5-3B1	–
3.5 +0.1/–0.2	1.3 + 0.2	3 + 0.5	–	TUB3.5/1.3/3-3B1	–
3.5 ± 0.2	1.3 + 0.2	7.5 +0.5	–	TUB3.5/1.3/7.5-3B1	–
3.7 – 0.4	1.2 + 0.2	3.5 – 0.5	TUB3.7/1.2/3.5-4B1	TUB3.7/1.2/3.5-3B1	–
3.8 ± 0.1	2.8 ± 0.1	8 ± 0.25	TUB3.8/2.8/8-4B1	–	–
4 – 0.25	1.6 + 0.15	15 – 0.8	TUB4/1.6/15-4B1	TUB4/1.6/15-3B1	–
4 – 0.25	1.6 + 0.15	40 – 1.6	TUB4/1.6/40-4B1	TUB4/1.6/40-3B1	TUB4/1.6/40-3C90
4 ± 0.2	2 ± 0.2	5 ± 0.5	–	TUB4/2/5-3B1	–
4 ± 0.1	3 + 0.2	9.45 + 0.75	TUB4/3/9.5-4B1	–	–
4.1 + 0.2	2 + 0.2	7 ± 0.2	TUB4.1/2/7-4B1	–	–
4.1 + 0.1	2 + 0.2	7 ± 0.2	–	TUB4.1/2/7-3B1-D	–
4.1 + 0.1	2 + 0.2	11 ± 0.2	–	TUB4.1/2/11-3B1-D	–
4.1 + 0.2	2 + 0.2	25.5 – 1	TUB4.1/2/26-4B1	–	–
4.15 – 0.05	2 + 0.2	12.2 – 0.4	TUB4.2/2/12-4B1-DL	TUB4.2/2/12-3B1-DL	–
4.3 – 0.2	2 + 0.2	15.4 – 0.8	TUB4.3/2/15-4B1	TUB4.3/2/15-3B1	–
4.3 – 0.2	2 + 0.2	25.5 – 1	–	TUB4.3/2/26-3B1	–
5 – 0.3	2 + 0.2	50 ± 1	–	–	TUB5/2/50-3C90
5.3 – 0.2	3 + 0.2	22.4 – 0.8	–	TUB5.3/3/22-3B1	–
6 – 0.3	3 + 0.2	20 – 0.9	TUB6/3/20-4B1	TUB6/3/20-3B1	TUB6/3/20-3C90
6 – 0.3	3 + 0.2	30 – 1.2	TUB6/3/30-4B1	–	TUB6/3/30-3C90
8 – 0.4	4 + 0.3	20 – 0.9	TUB8/4/20-4B1	TUB8/4/20-3B1	–
8 – 0.4	4 + 0.3	40 – 1.6	–	TUB8/4/40-3B1	TUB8/4/40-3C90
8 – 0.4	4.2 + 0.6	51.4 – 2.8	TUB8/4.2/51-4B1	TUB8/4.2/51-3B1	–
9.5 ± 0.3	6.5 ± 0.2	17 +0.5/–0.4	–	TUB9.5/6.5/17-3B1	–
10 – 0.5	4.2 + 0.3	20 – 0.9	–	TUB10/4.2/20-3B1	TUB10/4.2/20-3C90
10 – 0.5	6.5 + 0.4	20 – 0.9	TUB10/6.5/20-4B1	–	TUB10/6.5/20-3C90

## EMI-suppression products

## Tubes




## DATA SHEET STATUS DEFINITIONS

DATA SHEET STATUS	PRODUCT STATUS	DEFINITIONS
Preliminary specification	Development	This data sheet contains preliminary data. Ferroxcube reserves the right to make changes at any time without notice in order to improve design and supply the best possible product.
Product specification	Production	This data sheet contains final specifications. Ferroxcube reserves the right to make changes at any time without notice in order to improve design and supply the best possible product.

## DISCLAIMER

**Life support applications** — These products are not designed for use in life support appliances, devices, or systems where malfunction of these products can reasonably be expected to result in personal injury. Ferroxcube customers using or selling these products for use in such applications do so at their own risk and agree to fully indemnify Ferroxcube for any damages resulting from such application.

## PRODUCT STATUS DEFINITIONS

STATUS	INDICATION	DEFINITION
<b>Prototype</b>		These are products that have been made as development samples for the purposes of technical evaluation only. The data for these types is provisional and is subject to change.
<b>Design-in</b>		These products are recommended for new designs.
<b>Preferred</b>		These products are recommended for use in current designs and are available via our sales channels.
<b>Support</b>		These products are <b>not</b> recommended for new designs and may not be available through all of our sales channels. Customers are advised to check for availability.