

DATA SHEET

RM8

RM cores and accessories

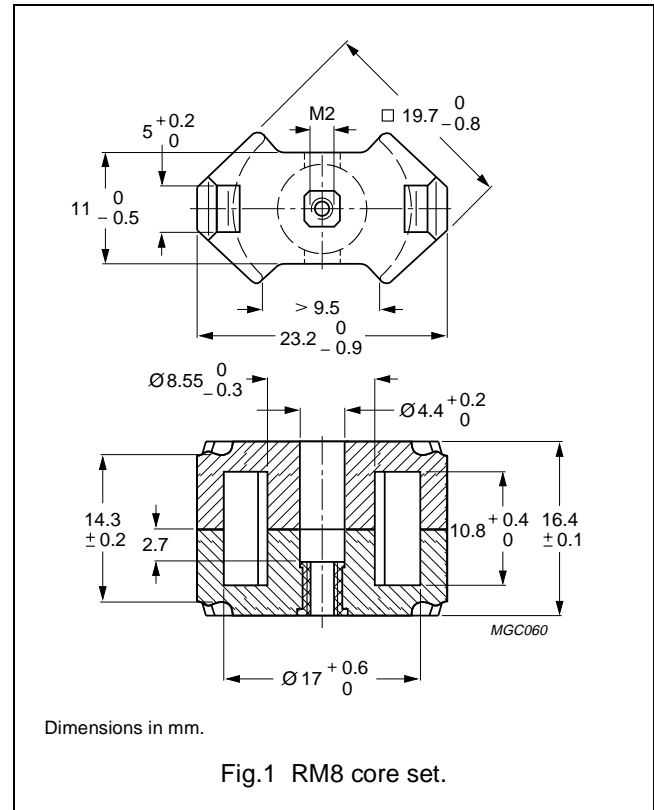
Supersedes data of February 2002

2004 Sep 01

CORE SETS

Effective core parameters

SYMBOL	PARAMETER	VALUE	UNIT
$\Sigma(l/A)$	core factor (C1)	0.683	mm ⁻¹
V_e	effective volume	1850	mm ³
l_e	effective length	35.5	mm
A_e	effective area	52.0	mm ²
A_{min}	minimum area	39.5	mm ²
m	mass of set	≈ 11	g



Core sets for filter applications

Clamping force for A_L measurements, 60 ±30 N.

GRADE	A_L (nH)	μ_e	AIR GAP (μ m)	TYPE NUMBER (WITH NUT)	TYPE NUMBER (WITHOUT NUT)
3D3 ^{sup}	100 ±3%	≈ 54	≈ 840	RM8-3D3-E100/N	RM8-3D3-E100
	160 ±3%	≈ 87	≈ 450	RM8-3D3-E160/N	RM8-3D3-E160
	1240 ±25%	≈ 675	≈ 0	—	RM8-3D3
3H3 ^{sup}	250 ±3%	≈ 136	≈ 290	RM8-3H3-A250/N	RM8-3H3-A250
	315 ±3%	≈ 171	≈ 220	RM8-3H3-A315/N	RM8-3H3-A315
	400 ±3%	≈ 217	≈ 160	RM8-3H3-A400/N	RM8-3H3-A400
	630 ±5%	≈ 342	≈ 90	RM8-3H3-A630/N	RM8-3H3-A630
	2850 ±25%	≈ 1550	≈ 0	—	RM8-3H3

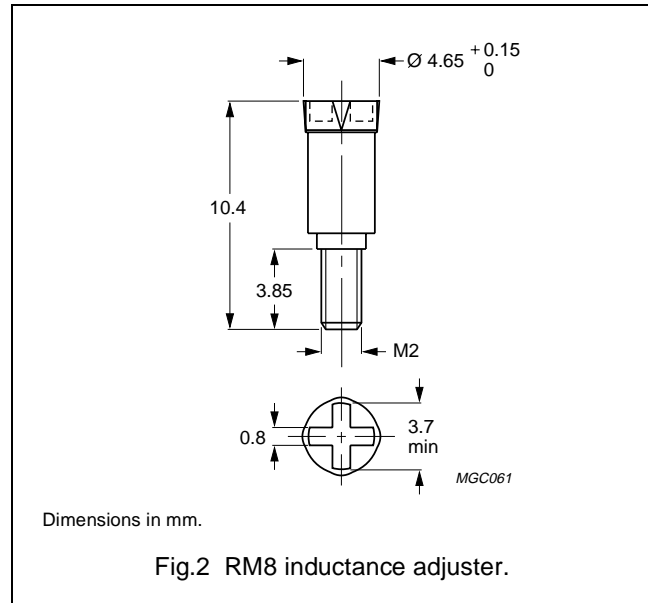
RM cores and accessories

RM8

INDUCTANCE ADJUSTERS

General data

PARAMETER	SPECIFICATION
Material of head and thread	polypropylene (PP), glass fibre reinforced
Maximum operating temperature	125 °C



Inductance adjuster selection chart (SUP) (applies to all types)

GRADE	A _L (nH)	TYPES FOR LOW ADJUSTMENT	ΔL/L %(1)	TYPES FOR MEDIUM ADJUSTMENT	ΔL/L %(1)	TYPES FOR HIGH ADJUSTMENT	ΔL/L %(1)
3H3	63	—	—	—	—	ADJ-P22/RM8-RED	24
	100	—	—	ADJ-P22/RM8-RED	16	ADJ-P22/RM8-ORANGE	21
	160	—	—	ADJ-P22/RM8-ORANGE	14	ADJ-P22/RM8-YELLOW	18
	250	ADJ-P22/RM8-RED	7	ADJ-P22/RM8-YELLOW	12	ADJ-P22/RM8-WHITE	18
	315	ADJ-P22/RM8-YELLOW	9	ADJ-P22/RM8-WHITE	13	ADJ-P22/RM8-BROWN	21
	400	ADJ-P22/RM8-YELLOW	7	ADJ-P22/RM8-WHITE	10	ADJ-P22/RM8-BROWN	15
	630	ADJ-P22/RM8-YELLOW	4	ADJ-P22/RM8-BROWN	8	ADJ-P22/RM8-BLACK	13
3D3	63	—	—	—	—	ADJ-P22/RM8-RED	23
	100	—	—	ADJ-P22/RM8-RED	15	ADJ-P22/RM8-ORANGE	22
	160	—	—	ADJ-P22/RM8-ORANGE	14	ADJ-P22/RM8-YELLOW	17

Note

- Maximum adjustment range.

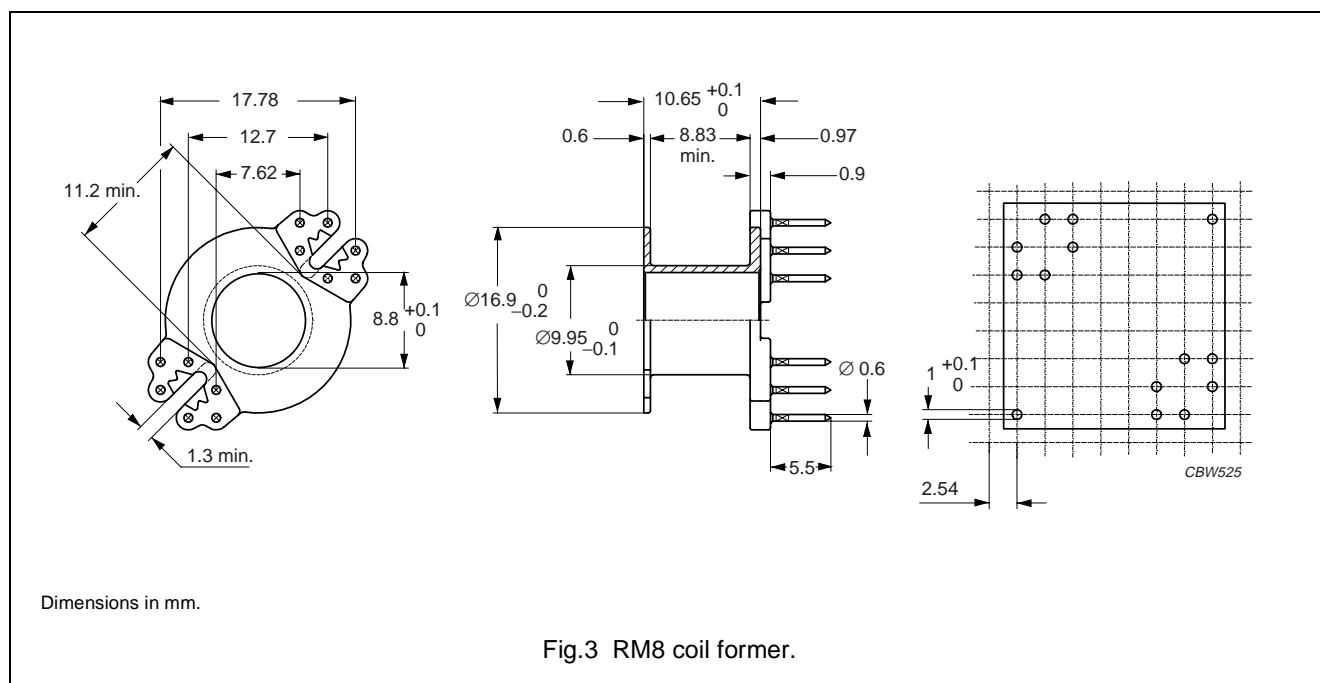
RM cores and accessories

RM8

COIL FORMER

General data

PARAMETER	SPECIFICATION
Coil former material	unsaturated polyester (UP), glass-reinforced, flame retardant in accordance with UL 94V-0; UL file number E61040 (M)
Pin material	copper-tin alloy (CuSn), tin (Sn) plated
Maximum operating temperature	180 °C, "IEC 60085", class H
Resistance to soldering heat	"IEC 60068-2-20", Part 2, Test Tb, method 1B, 350 °C, 3.5 s
Solderability	"IEC 60068-2-20", Part 2, Test Ta, method 1



Winding data for RM8 coil former

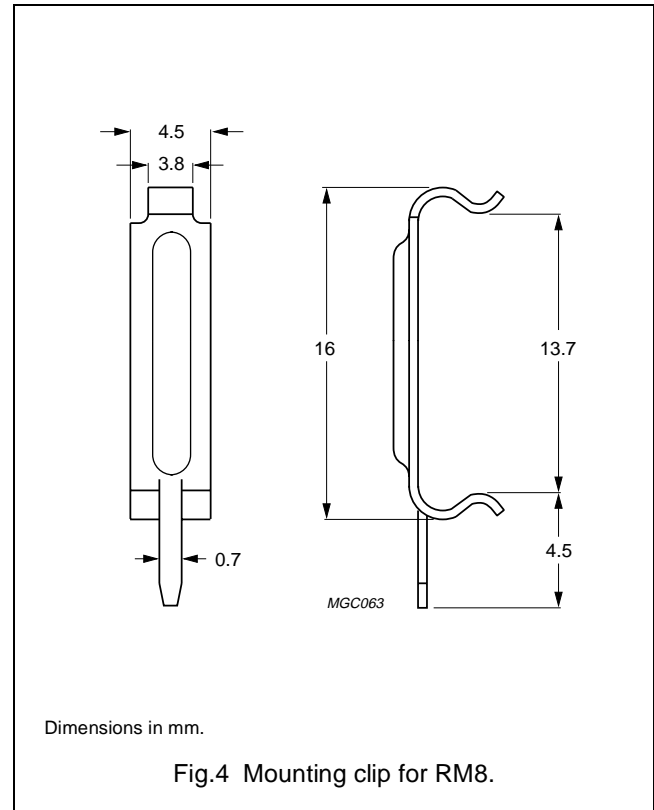
NUMBER OF SECTIONS	NUMBER OF PINS	PIN POSITIONS USED	AVERAGE LENGTH OF TURN (mm)	WINDING AREA (mm ²)	WINDING WIDTH (mm)	TYPE NUMBER
1	8	1, 2, 5, 6, 7, 8, 11, 12	42	30	9.1	CSV-RM8-1S-8P-G ⁽¹⁾
1	12	all	42	30	9.1	CSV-RM8-1S-12P-G ⁽¹⁾
2	8	1, 2, 5, 6, 7, 8, 11, 12	42	2 × 13.5	2 × 4.3	CSV-RM8-2S-8P-G
2	12	all	42	2 × 13.5	2 × 4.3	CSV-RM8-2S-12P-G

Note

1. Also available with post-inserted pins.

MOUNTING PARTS**General data**

ITEM	SPECIFICATION
Clamping force	≈30 N
Clip material	steel
Clip plating	silver (Ag)
Solderability	"IEC 60068-2-20", Part 2, Test Ta, method 1
Type number	CLI/P-RM8



RM cores and accessories

RM8




DATA SHEET STATUS DEFINITIONS

DATA SHEET STATUS	PRODUCT STATUS	DEFINITIONS
Preliminary specification	Development	This data sheet contains preliminary data. Ferroxcube reserves the right to make changes at any time without notice in order to improve design and supply the best possible product.
Product specification	Production	This data sheet contains final specifications. Ferroxcube reserves the right to make changes at any time without notice in order to improve design and supply the best possible product.

DISCLAIMER

Life support applications — These products are not designed for use in life support appliances, devices, or systems where malfunction of these products can reasonably be expected to result in personal injury. Ferroxcube customers using or selling these products for use in such applications do so at their own risk and agree to fully indemnify Ferroxcube for any damages resulting from such application.

PRODUCT STATUS DEFINITIONS

STATUS	INDICATION	DEFINITION
Prototype		These are products that have been made as development samples for the purposes of technical evaluation only. The data for these types is provisional and is subject to change.
Design-in		These products are recommended for new designs.
Preferred		These products are recommended for use in current designs and are available via our sales channels.
Support		These products are not recommended for new designs and may not be available through all of our sales channels. Customers are advised to check for availability.